



MONN[®]

EDGE



DYNAMIC TEXTURE WITH A CRISP TOUCH OF COLOUR



MONN Edge is a coarsely textured loop-pile, loose-lay carpet tile with understated accent lines and a subtle surface motif that promotes a contemporary look. MONN Edge has been inspired by weathered rock formations found along South Africa's coastlines.

The range is available in six colourways that range in subtlety from soothing neutrals to streaks of bright colour. Not only do the accent lines achieve a modern feel, they also allow for a variety of intriguing laying patterns.


Edge soft flooring provides excellent sound insulation and improved air quality thanks to its dust-capturing capabilities, making it highly suitable for commercial use. The solution-dyed Aquafil Chroma 3 fibre provides excellent durability and colour fastness, and ensures the longevity of MONN Edge floors.

COLOUR & SPECIFICATIONS


TILES | EDGE




GLENTANA




PATERNOSTER




SALDANHA



LANGEBAAN



KLEINZEE



HARTENBOS

Head Office

Harrismith
+27 58 623 2805
enquiries@monn.co.za

Design & Sales Department

Johannesburg
+27 11 704 7379

Design & Sales Department

Cape Town
+27 21 555 0751

www.monn.co.za

PERFORMANCE AND BENEFITS

The square modules of MONN Edge allow for a variety of laying patterns. Different colours from the same range can be used to create borders or zones. Edge's dimensions are also compatible with MONN Planc and, when used together, provide endless design possibilities. The modular system also allows for easy replacement of individual tiles that may get damaged or worn over time.

Compared to laminates and hard flooring systems, Edge provides superior comfort and sound insulation, while also enhancing indoor air quality by trapping dust particles.

COLOUR SELECTION

Choosing the ideal colour for the required application, in terms of traffic and use, is important to ensure the long-term appearance and serviceability of your MONN Edge floor. Consult our experienced sales representatives for advice on the best colour for your project.

STAIN RESISTANCE

MONN Edge is made from Aquafil Chroma 3. This solution-dyed nylon pile surface has superior colour fastness and stain resistance, ensuring MONN Edge retains its original appearance for longer. All MONN Edge modules have been pre-washed, increasing resistance to traffic-related soiling.

MAINTENANCE

The effectiveness of any cleaning programme depends on careful supervision and the correct use of the right equipment. Consider a maintenance programme in accordance with SANS 10245:2008. Regular vacuuming and quick spill clean-up are the most effective and economical ways of maintaining your MONN Edge floor. Comprehensive maintenance guides are readily available from our sales office and online at www.monnco.za.

INSTALLATION

Installation is critical in ensuring that the full potential of your MONN Edge floor is realised. Fitting should be done by specialist contractors who install according to SANS 10186:2010. Installation guides are included with each box of MONN Edge.

MONN Grading	Heavy Commercial
Tile Size	500 mm x 500 mm
Construction	Level Loop Pile
Tufted Gauge	5/64"
Fibre Type	Solution Dyed Aquafil Chroma 3
Fire Rating	Class 2
Pile Height	+/- 3.0 mm
Total Thickness	+/- 7.0 mm
Total Mass	+/- 4200 g/sqm
Static Control	Permanent
Green label plus	Pass

S A C A S
ISO 9001:2015

Normal tolerances apply

DISCLAIMER:

DISCLAIMER: Please note that colour samples are not exact indications of the final MONN Edge module colours. Samples may be subject to colour gradients and other styling effects unique to MONN Edge.